

INTRO TO CONTENT CREATION

FAYETTEVILLE PUBLIC TV





WELCOME TO CLASS!

Today you will learn about:

- Script Writing
- Storyboards & Shotlists
- Production Design
- Pre-Production
- Production
- Post-Production



SCRIPT WRITING

The first step: learn how to write and read your script



SCRIPT WRITING: ELEMENTS

Scene Heading

Action

Character

Parenthetical

Dialogue

Transition

INT. TRAILER HOME - DAY _____ **Scene Heading**

This is the home of THE BOY BAND, AKA DAN and JACK. They too are drinking beer, and counting the take from their last smash-and-grab. Money, drugs, and ridiculous props are strewn about the table. _____ **Action**

JACK _____ **Character**
(in Vietnamese, subtitled) _____ **Parenthetical**
Did you know Brick and Steel are retired? _____ **Dialogue**

DAN
Then let's retire them.
Permanently.

Jack begins to argue vociferously in Vietnamese (?), But mercifully we...

CUT TO: _____ **Transition**

EXT. BRICK'S POOL - DAY

SCRIPT WRITING: WHAT TO AVOID

UNNECESSARY DESCRIPTION

Screenplay description is minimalist, just enough to tell the reader where we are and a general tone of the place. Leave the rest up to the director and/or art director.

STATING THE OBVIOUS


One tendency of beginner screenwriters is to have characters tell us what we just witnessed on the screen. If it's obvious, don't say it.

LENGTH


One page of a screenplay is considered to translate into one minute of screen time.

TOO MUCH DIALOGUE

One common mistake is to write page after page of dialogue. Movies are primarily a visual medium. There should be a good balance of dialogue and action, favoring action.



STORYBOARDS & SHOTLISTS



Next step: Breaking down the script and planning your shots



STORYBOARDS & SHOTLISTS: WHAT ARE THEY?

The best way to communicate your vision with your cinematographer



STORYBOARD

A storyboard is a graphic representation of how your video will unfold. It's made up of illustrations or pictures representing each shot, with notes about what's going on in the scene.



SHOTLIST

A shot list is a full log of all the shots you want to include in your video with details that will give your content a sense of direction and efficiency. Essentially, a checklist of the shots you need.



STORYBOARDS & SHOTLISTS: CREATING YOUR STORYBOARD

ELEMENTS







Shot images






Scene and Shot numbers

Action

Dialogue

FX

PRODUCTION:	ASPECT RATIO:	DATE:	PAGE:
Scene: Shot: 	Scene: Shot: 	Scene: Shot: 	
Audio: _____ _____	Audio: _____ _____	Audio: _____ _____	
Scene: Shot: 	Scene: Shot: 	Scene: Shot: 	
Audio: _____ _____	Audio: _____ _____	Audio: _____ _____	



CAN BE AS COMPLEX OR AS SIMPLE AS YOU LIKE

STORYBOARDS & SHOTLISTS: CREATING YOUR SHOTLIST

ELEMENTS

Scene Number

Shot Number

Location

Shot size/framing

Camera Angle

Camera Movement

Actors/Characters involved

Shot description

Script /SB Ref.	Shot #	Interior Exterior	Shot	Camera Angle	Camera Move	Audio	Subject	Description of Shot
1	1	Exterior	WS	Eye Level	Static	VO	Paul and son	Paul and his young son are at the lake, fishing
6	2	Exterior	WS	Eye Level	Static	VO	Paul	Paul at the lake, fishing alone. He pulls out a photo of him and his son; he smiles.
9	3	Exterior	WS	Eye Level	Static	VO	Paul, son, grandson	Paul, his son, and grandson at the lake, fishing
2	4	Exterior	VWS	High Angle	Static	VO	Paul and son	Paul and son playing baseball in a backyard
3	5	Interior	MCU	Eye Level	Static	VO	Paul and son	Paul teaching his son how to drive
4	6	Interior	WS	Eye Level	Pan	VO	Paul, wife, and son	Paul and his wife at their son's high school graduation
5	7	Exterior	WS	Eye Level, Birds-Eye view	Static	VO	Paul, his wife, and son	Paul's son packs up a car, clearly leaving for college. He hugs Paul and his wife, and they both watch him as he drives away.
7	8	Interior	MS	Eye Level	Pan	VO	Paul at his son's wedding	Paul hugs his son before he walks out to the alter; they smile
8	9	Interior	MS	OTS	Static	VO	Paul's son and his wife	Paul's son is at the hospital with his wife; she's in labor, gives birth to a boy

PRODUCTION DESIGN



PRODUCTION DESIGN: WHAT IS IT?



Production Design is the process of creating and developing the "look" of your project.

PRODUCTION DESIGN: WHY IS IT IMPORTANT?



PRODUCTION DESIGN

Production design helps set the mood of the video, helps define the state of mind of the character/characters, and can help highlight the story themes to communicate a deeper meaning.



- ○ ○
- ○ ○
- ○ ○
- ○ ○

PRE-PRODUCTION



PRE-PRODUCTION: WHAT IS IT?

Pre-production is the process that comes before production and when you are planning out your project.

The main Pre-Production steps are:

1-Scripting

2-Legal and Budgets

3-Creative Planning

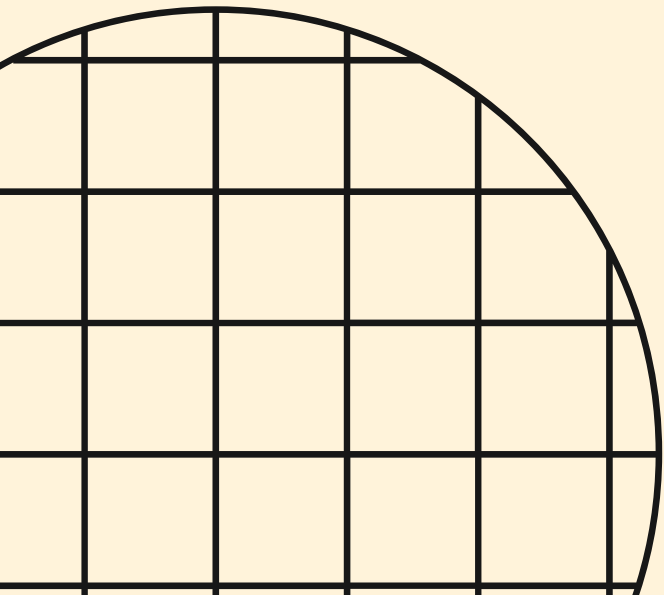
4-Logistics



PRE-PRODUCTION: SCRIPTING

SCRIPTING

Scripting is about finishing your script and picking out all the locations, characters, costumes, sound effects, props, and visual effects that are seen/heard in the video.



PRE-PRODUCTION: LEGAL AND BUDGETS

LEGAL AND BUDGETS

This step is about setting the budget you'll need to complete your video, assembling your crew, and preparing the pre-production paper work.



PRE-PRODUCTION: CREATIVE PLANNING



CREATIVE PLANNING

Includes designing the set, props, and wardrobe, creating the storyboard and/or shotlists, scouting and securing filming locations, and creating a casting call and holding auditions.

OPEN CASTING CALL FOR

Be Here Now

Shooting Dates:
February 6th to 12th 2020

*Non-Paid.
Student Film.
Food, costumes, props and makeup will be Provided.

November 19th at 7-10 PM

Room 108 Stanley Russ Hall, UCA Conway, AR

Email Paula Blanco (beherenowfilm20@gmail.com) if:
.To confirm assistance.
.If you can't make it to the audition and would like to schedule an individual audition.
.If you can't come to Conway, AR, before November 22nd and would like to do a video audition.

PRE-PRODUCTION: LOGISTICS

LOGISTICS

Organize a production book to keep all your pre-production documents together, finalize the cast and crew, rent equipment, start rehearsals, tech scout, and create and send out calls sheets.




PRODUCTION



PRODUCTION: WHAT IS IT?

Shooting begins during the production stage. It includes everything related to capturing footage and audio, as well as taking care of everything else needed to run a smooth and successful shoot.



POST-PRODUCTION



POST-PRODUCTION: WHAT IS IT?

Post-Production is the last stage in for production, and it refers to all of the tasks that take place after the shoot is wrapped.

The main stages of Post-Production are:

1-Editing

2-Reshoots

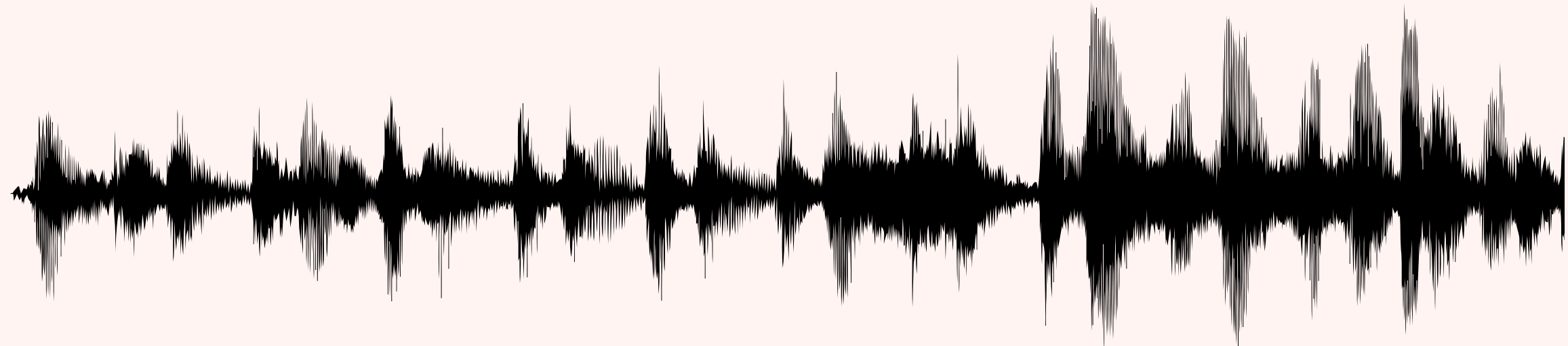

3-Promotion



POST-PRODUCTION: EDITING STEPS

EDITING


This is the process of cutting clips and audio together choosing the soundtrack of the project, adding any visual effects, color correcting, and adding titles and graphics.



POST-PRODUCTION: RESHOOTS

SCHEDULING AND FILMING RESHOOTS

If there are issues with any of the scenes that cannot be resolved by editing, the scene will most likely have to be reshot.



PROMOTION

Promote your project by creating a trailer, poster, or even merch.



**THANK YOU FOR JOINING
TODAY'S CLASS.
LET'S MAKE A MOVIE!**

www.faypublic.tv
www.facebook.com/FayPublicTV
info@faypublic.tv

